

Original Article

# Development of a Digital Gauge for Fuel Consumption in Vehicles

Subramanian P<sup>1</sup>, Sudha P<sup>2</sup>

<sup>1</sup> Dept. of Electronics and Communication Engineering, M.A.M. School of Engineering, Trichy, Tamilnadu, India.

<sup>2</sup> Dept. of Electronics and Communication Engineering, K Ramakrishnan College of Technology Trichy, Tamilnadu, India.

**Abstract:** Analogue vehicle fuel gauges have shown obvious inaccuracies providing false impression as to actual fuel level. This research, based on embedded systems, developed a digital display of the exact amount of fuel contained in the fuel tank of the vehicle helps in cross checking the quantity of fuel filled at the petrol station. Whereas, analog fuel meters indicates three states of fuel level which are empty, half and full using needle or meter pointer, the digital fuel meter proposed indicate the amount of fuel in litres. The microcontroller is initialized and the fuel level in the tank is measured and LCD displays the fuel amount in the tank.

**Keyword:** Automobile, Digital Fuel Gauge, Fuel Consumption, Microcontroller.

## INTRODUCTION

The requirement to measure liquid levels in containers typically arises in both big and small scale sectors, such as vegetable oil production plants, gas service stations, and so on, where significant volumes of liquids are held. Liquid measurement is also required in public water supplies and treatment plants, fuel depots, and even home water sources. Liquid level sensing is also crucial for breweries and bottling companies to maintain standards and reduce economic loss. These liquids might be nonconductive or conductive, inert or highly combustible. Due to a variety of circumstances such as human emotions, exhaustion, lack of attention, equipment inaccuracy, and so on, manual or mechanical measurements may be faulty. As a result, efforts have been focused on developing autonomous liquid level detecting technology (Ehiagwina, Afolabi, Kehinde, Olaoye & Jibola, 2017). An important area today where liquid level need to be observed is in automobiles. Interest is shown here because of the economic and environmental consequences of vehicular fuel consumption. Economically, vehicle owner wants toknow the cost implications of fuel usage. The evidence points to a general increase in the cost of fuel in Nigeria. This was pointed out by Soile and Mu in (2015). In addition, with the increasing call for the development of environmentally sustainable products, the push have been toward vehicles with lesser fuel consumption (Cheah, Evans, Bandivadekar & Heywood, 2008; Dioha & Kumar, 2020; Ojolo, Oke, Dinrifo & Eboda, 2007).

Owing to the fact that analogue meters is the commonest way of indicating fuel levels in automobiles in Nigeria, it is impossible to determine exactly how much fuels currently in the vehicle or to cross-check the amount of fuel loaded at the filling station. However, analogue meters demands manual reading of parameters from the scale which is cumbersome, the result is not accurate compared to a digital meter. The In accurate results are caused due to three types of errors like improper counting on the scale, improper range setting, and wrong setting on AC/DC. In addition, analogue meter, shown in Figure 1 are bulky in size and costly. The analogue pointer gets damaged if the meter gets dropped by mistake.

The for mentioned draw backs of analogue meters necessitate the development of digital meter capable of accurately indicating the levels of fuel in an automobile. But some newer automobiles implements their digital system by sending current directly to the fuel gauge, this could induce fire out break because of the high flammability of automobile fuel. Rather, smart fuel gauge system techniques have been implemented in some newer cars, in which an intermediate microprocessor is used to read the output of the resistor and then communicate with the dashboard to display the fuel on the gauge corresponding to the read output voltage from the sending unit, and this system helps to improve the system's accuracy. Newer cars have microprocessor that reads the variable resistor in the tank and sends the data to another microprocessor in the dashboard, which displays the fuel label and a fuel light indicator signal based on the fuel level, such as a red light when the tank is low on fuel and a green light when the tank is full (Gijre, Mane, Gadade & Gandhi, 2017; Qadeer, Khan, Shylashree & Nath, 2019).





**Figure1: Picture of analogue fuel gauge for automobile. Source:**[www.autozone.com%2Fdiy%2Ffuel-systems%2Fwhats-wrong-with-your-fuel-gauge](http://www.autozone.com%2Fdiy%2Ffuel-systems%2Fwhats-wrong-with-your-fuel-gauge)

By comparing the float position to a calibration curve that correlates the position of the float with the volume of fuel left in the tank, car manufacturer scan play with the gauge movement a little while accounting for the shape of the tank. This allows the gauge to read more precisely, which is especially useful in vehicles with complex gas tank designs. In addition, the microprocessor can dampen the required movement. The fuel (liquid) level is automatically sensed by a pressure sensor weighing the mass of the liquid and presenting the output on a liquid crystal display (LCD). The system's input is the weight applied to the pressure sensor, which generates an electrical signal proportional to the weight, and the amplifier amplifies the output signal. The analogue to digital converter ADC converts the amplified signal into digital output for the microcontroller (Divakar, 2014).

The accuracy of the fuel level monitoring has not been a major concern untillately. Instead of precision, the goal of measuring the gasoline level with a fuel meter wasto provide the data on the dashboard witha fuel meter.The two most important factors were to avoid quick fluctuations in the fuel level display (Mule, Patil More and Kale(2016). When the gasoline level falls below a predetermined level, the meter displays that the tank is empty. This analogue car fuel gauge technology is not capable of displaying the exact amount of fuel in the tank. Also, such a system cannot protect us from being duped at 'petrol pumps,' which cost more for a smaller amount of fuel. As a result, it becomes vital to develop a system that provides the exact(numeric) value of fuel in the fuel tank .The digital gasoline indicator is suited for all fuel tank sizes and may be attached to the tank sending unit found on nearly all vehicles (Jade et al., 2014).

Sensing and indicating systems can be implemented using a variety of methods: The most common and traditional fuel indicator system currently in use uses resistive float type sensors to measure the level of fuel in the tank, and it consists of two units: a sender unit that measures the level of fuel in the tank ,and a gauge unit that displays the measured fuel level to the driver. Another method is the smart fuel gauge system, which is similar to the classic method but incorporates embedded devices such as a microcontroller or microprocessor to improve accuracy.

A digital fuel gauge is a device that displays the exact amount of fuel in litres or milliliters in numeric digits and is used to indicate the level of fuel in a tank such as 1.2lit, 1.3lit, 1.4lit, etc. Any tank, even underground storage tanks, can be used with it. The systems are made up of two key components: fuel level detection and signaling. The indication system detects the amount of electric current passing through the sensing unit and indicates fuel level, while the sensing unit employs a float type sensor to measure fuel level (Mule et al., 2016; Terzic et al., 2012).

## REVIEW OF RELATED WORKS

In this section of the paper, we focus on work similar to ours. For an over view of liquid level sensor technologies see Ehiagwinaetal. (2017).In Obikoya(2014), the study began with the design and building of afuel-levelsensor,which was followed by the setting of a remote Aplicom 12global system for mobile communications (GSM) module to connect the sensor. After the module has been configured, remote fuel monitoring can bedone by sending control messages from a compatible mobile phone to check the status of the remote fuel sensor (and hence the volume of fuel in thetank). The module's status message will be transmitted back to the mobile phone that issued the query (or control) message over the GSM network.

Muleetal.(2016)built a digital gasoline meter to digitally indicate the amount of fuel in the tank. That number has digits in it(ex: 1lit, 1.5lit,2lit etc).The system could also be used to monitor fuel theft by sounding an alarm in the event that the owner parked his vehicle and the fuel reduces.

Jibia and Abdullahi (2016) proposed a micro controller-based fuel level gauge for an underground cylindrical tank that is horizontally installed. Amagne to strictive level sensor, a microcontroller, and a liquid crystal display (LCD) unit are the main components. The sensor works by sensing the position of a permanent magnet and calculating the distance between it and the sensor head.The sensor produces an analog signal that is transmitted to the microcontroller. The microcontroller is programmed with an algorithm that uses a mathematical equation to compute data value based on petrol level sensor output and tank dimension to determine the contents of a tank fitted with a fuel level sensor.The height in meters and capacity in litres are displayed on an LCD display using the output of the programmed microcontroller.

Ma, Hu, Leslie, Zhou ,Huang and Bared (2019)presented an eco-drive algorithm for optimizing vehicle fuel usage in rolling terrains, which frequently results in significant fuel waste due to inefficient kinetic and potential energy conversion. The relaxed Pontryagin's minimum principle (RPMP)technique is computationally efficient and may be used in real time. While similar algorithms have shown to be effective in simulations with several assumptions, field testing is required to better understand algorithm performance and, as a result, make improvements to properly operate vehicles foreco-drive. As a result, this study put the newly created algorithms to the test on an innovative CAV platform, calculating the fuel savings benefits ofeco-drive. On a total of 7 road segments spanning 47 miles, the propose deco-drive technology is pitted against traditional constant speed cruise control .Experiments have shown that over 20% of fuel use can be reduced. The primary geometrical contributions to the eco-drive fuel savings are also shown through detailed research using linear models. This study can help state transportation departments select highways where eco-drive should be installed by providing a rough estimate of their fuel-saving potential. The algorithm and experiment can also help original equipment manufacturers develop and market this technology in the future to minimize fuel consumption and pollutants.

Sharma, Kumar, Dhyani, Ravisekha rand Ravinder (2019) conducted idling fuel consumption studies on 341 test vehicles of various classifications,representing the traffic mix of Delhi, using a fuel flow meter set-up. Using fuel-based IPCC emission factors, direct greenhouse gas (CO<sub>2</sub>, CH<sub>4</sub>, and N<sub>2</sub>O) and indirect greenhouse gas(CO, NO<sub>x</sub>, etc.) emissions were calculated. According to the findings, motor vehicle idling at these crossings wastes 9036 liters of gasoline, diesel, LPG, and 5461 kg of CNG each day, amounting to roughly 4.5 million dollars per year. GHG emissions (CO<sub>2</sub>, CH<sub>4</sub>, and N<sub>2</sub>O) were calculated to be around 37 tonnes of CO<sub>2</sub> equivalent per day. The current study focuses on the methods for estimateing idling fuel losses and associated emissions at signalized junctions. Finally, legislative interventions and mitigation methods to reduce idle emissions and associated emissions at these signalized junctions have been proposed.

However, this research proposed the development of an embedded system based digital gauge for fuel consumption in vehicles to improve meter accuracy. This research work will minimize the problem of fuel thefts at the petrol station. Further justifications the reduction of the stress and cost offuel pump monitoring agencies, extermination of the problem of misinterpretation of the amount of fuel left by the drivers in the fuel tank of the vehicle, and solving the problem of the mileage of the vehicle and minimizing traffic regards the shortage of fuel in the tank.

## **MATERIALSAND METHOD**

The arduino microcontroller is programmed for used; all other components are assembled on the bread board for circuitry test and later transferred on the vero board for soldering using soldering iron and lead. This device is then cased and connected to analogue-digital converter (ADC) in the vehicle from the vehicle fuel tank. The main component of digital fuel indicator (gauge) in vehicles is the pressure sensor which generates he signal based on the amount of liquid available in the tank and displays it on LCD. The MPX 2010 series silicon piezo – resistive pressure sensors provide a very accurate and linear voltage output directly proportional to the applied pressure.

In this research a float type sensor is placed within the fuel tank, the variation of the fuel can change the position of variable resistance which is connected with the float. The varied resistance can change the voltage of

the analogue fuel level indicator to show the approximate value but the variable resistance from the fuel tank is connected with the analog to digital converter unit to show the exact quantity of fuel in the tank. The set up can show the exact value of fuel in the connected LCD. The fuel tank with float sensor is connected to an analogue fuel gauge like every vehicle. The float provides analogue value to the ADC which is further read by the microcontroller (which is flashing programmable anderasable read only memory. At last, the microcontroller gives the result of the amount of fuel in the tank which is displayed on a LCD Screen. The system as a whole is connected to a battery.

### SCHEMATIC CIRCUIT PROCEDURE

The Figure 2 shows the block diagram of a proposed circuit diagram to be implemented for digital fuel gauge in vehicles. This section outlines description of how the construction will be implemented.

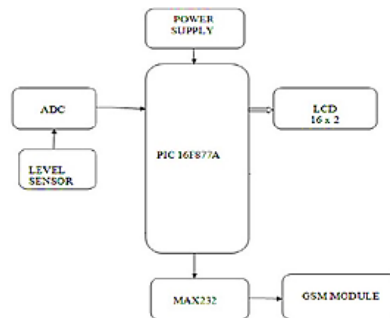


Figure 2: Block Diagram of a Digital Fuel Meter

### LIQUID CRYSTAL DISPLAY

The liquid crystal display is a flat, thin panel that electronically shows information such as images, text, and moving graphics. Computer monitors, televisions, and instrument panelsall use it. Its portability, lightweight structure, and possibility to be created in even greater screen sizes are just a few of its highlights. It shows amount of fuel in the container in litres without much modification in the dashboard of the vehicle. The picture of the LCD along with the pins' description is shown in Figure 3.



Figure 3: Pin Connection of the LCD

Source: (Falohun, Amoo, Rasheed & Omitoyinbo, 2016).

It is an alphanumeric display, which means it can show numbers, alphabets, and special symbols. Unlike a seven-segment display, which can only show numbers and some alphabets, LCD is a user-friendly display device that can show a variety of messages. It can be utilized in battery-powered electronic gadgets due to its low electrical power consumption. It's a color or monochrome image-producing electronic modulated optical device made up of any number of pixels filled with liquid crystals and placed in front of a light source, backlight or reflector (Anakath et al., 2016).

### MICROCONTROLLER

A microcontroller will be used which is a small computer on a single integrated circuit containing a processor core memory and programmable input/output peripherals. The microcontroller used is a flash programmable and erasable read only memory. The PIC 16F877A has all of the components found in current microcontrollers. 8K bytes of Flash, 368 bytes of RAM, 256 bytes of EPROM, 5 I/O ports, 3 timers, and 35 simple word instructions are all included in it. Other standard features include: 1) Software-controlled self-programming2) A/D converter with 10 bit resolutionandupto8 channels 3) A wide range of working

voltages(2.0-5.56) is available. 4) EEPROM/CMOS flash with high speed and low power 5) RISC CPU with high performance (Anakath et al., 2016). The pin diagram is shown in Figure 4.

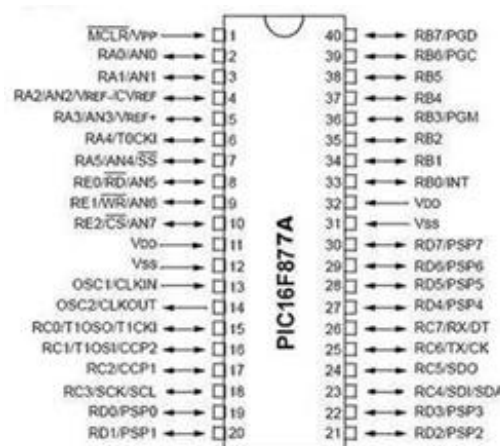


Figure4: Pin diagram PIC16F877A

Source: Anakathetal (2016)

### MAX232 INTERFACE

The MAX232 is a dual driver/receiver with a capacitive voltage generator that can generate TIA/EIA-232-F voltage levels from a single 5-V source. TIA/EIA-232-F inputs are converted to 5-V TTL/CMOS levels by each receiver. These receivers feature a 1.3 V typical threshold, 0.5 V a typical hysteresis, and can tolerate 30-V inputs. TTL/CMOS input levels are converted to TIA/EIA-232-F values by each driver. MAX 232 is used in this project for serial connection between the GSM mode and the microcontroller. The Max232 interface is shown in Figure 5.

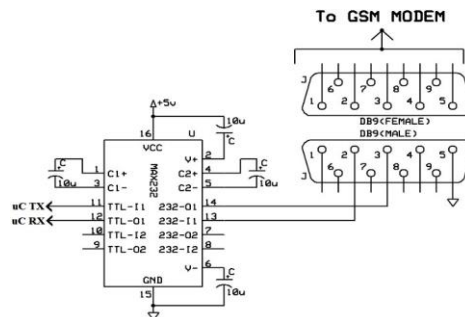


Figure 5: Connection diagram of GSM modem with MAX232 unit

Source: (Khan, Banerjee, Bhat & Banerjee, 2014)

### ANALOGUE-DIGITALCONVERTER

It is a converter which converts analogue value to digital value .Figure 6 shows a 2-bit-ADC used in this system.

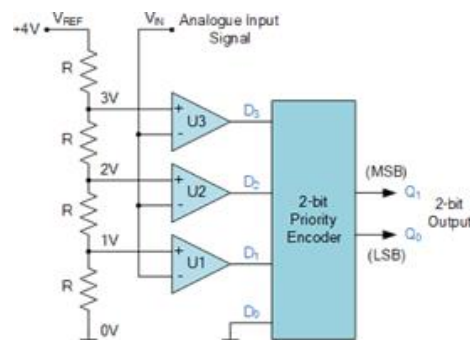


Figure 6: 2-bit Analogue to Digital Converter Circuit

Source: <https://www.electronics-tutorials.ws/combinational/analogue-to-digital-converter.html>

### PETROLTANKWITHFLOATSENSOR

A petrol tank is a container where fuel is stored.It is provided with an instrument namely float sensor



which measures the amount of the fuel in the tank. The image of a commercially available float sensor is depicted in Figure 7. The float sensor picks up the fuel level for conversion to electrical signal.



Figure 7: A Commercially Available Float Sensor

Source: <https://www.electronicshobby.com/water-level-sensor-float-switch-p43-india>

### CIRCUITCOMPONENTS

Transformer 220v-12v, switch, diode bridge (IN4001), (4) capacitor 1000 $\mu$ f, 5volt power regulator, capacitor 10 $\mu$ f, LED, resistor, ultrasonic sensor, crystal oscillator 20mA, resistor 10k $\Omega$ , switch/reset button, resistor 220 $\Omega$ ,LED indicator, variable resistor 5K $\Omega$ ,LCD (16x2). Figures8 and9 show there gulated power supply circuit and the overall system circuit connection.

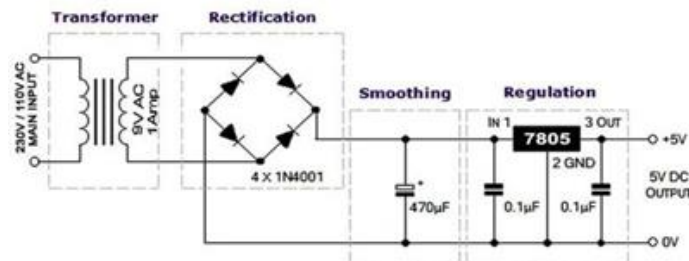


Figure 8: Circuit Diagram of the Regulated Power Supply

Source: <https://easyelectronicproject.com/mini-projects/5v-power-supply-circuit-7805/>

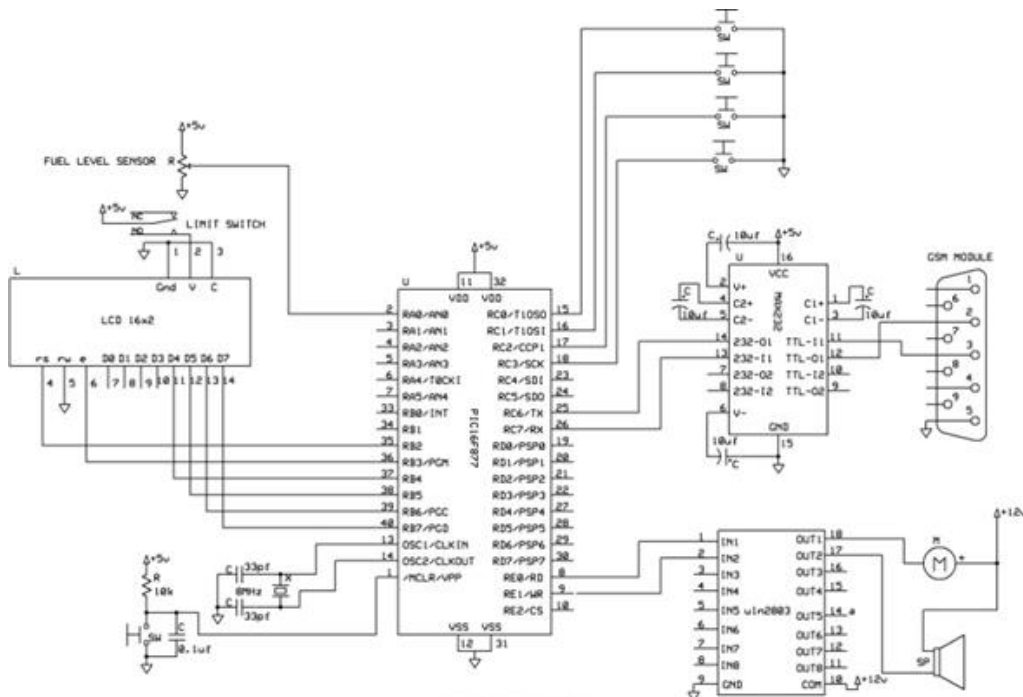


Figure 9: Circuit Diagram of the system

Source: Muleetal (2016).

### PRINCIPLEOFOPERATIONOF THESYSTEM

The traditional fuel indicator consists of two units; sending unit and the gauge. The sending unit is

located in the fuel tank of the car and it consist of a float, usually made of foam, connected to a thin metal rod. The end of the metal rod is mounted on a variable resistor or potentiometer. The variable resistor consists of a strip of resistive material over it which moves across the variable resistor changing resistance and flow of the current depending on movement of the float with respect to the level of fuel present in the fuel tank. The Arduino microcontroller (ATmega 328/8A) initialized and the fuel level in the tank is measured, if the fuel level is low, then it is indicated on the display and fuel is filled into the tank and if the fuel is full then the pressure is sense and the analog value is converted into digital form by the microcontroller and displayed in numeric digital form on the LCD display.

### IMPLEMENTATION AND RESULT

The physical construction of the project was done properly following the prototype layout during the process of the research. And it was packaged in a casing that fits the size of the circuit. This project was implemented, constructed and tested and found that it met the purpose of the research. This project work was first arranged and tested on a breadboard before transfer ring it to the Vero board for final soldering and implementation as depicted in Figures 10a and b. The constructed system was tested stage by stage to ascertain that the circuit operation conforms to the model design for this project and all worked as expected. The digital meter follows these procedure: 1. Start 2. Initializing the switch of vehicle 3. Start the engine of the vehicle 4. Display the level of the fuel on LCD 5. Keep the engine ON, and display current value of fuel level, 6. Stop the engine of the vehicle, 7. Store the petrol level value, 8. Then fuel status in form of SMS to owner's number, 9. Stop.



Figure 10: The proposed digital fuel level indicator (a) Internal connection (b) external features. The problems encountered during the development of the system are highlighted below:

- Periodical errors displayed while programming the integrated circuit of the Arduino microcontroller.
- The device was damaged instantly when the polarities of the system were interchanged accidentally.
- Difficulties in cooperation between the resistance sensors of the float and the embedded digital gauges.
- Some components failed to work within their species ranges, so much time was spent before the components used were selected.

To overcome these challenges, the program was run several times on the Arduino microcontroller. The polarities were properly identified. The resistance of the float was made frictionless to

ensure better sensitive of the information of the liquid. The components were put under intense testing and the suspected faulty ones were not used.

## CONCLUSION

There search's stated goal was accomplished. Following the procedure, the hardware and software installations and operations worked as intended. The circuit's simplicity, while still being economical and reliable, was given top importance. To make the designed program more user-friendly, responsive buttons were used to make the program design dynamic. In addition, the project circuit was constructed using the fewest available electronics components to get the intended out come at the lowest possible cost while retaining the project's quality, performance, and functionality.

## Acknowledgement

This work was funded by Tertiary Education Trust Fund(TETFUND), Nigeria unde the Institution Based Research(IBR) Grant. Weal so acknowledge the Research and Innovation Unit of the Federal Polytechnic Offa, Kwara State, Nigeria.

## REFERENCES

- [1] Anakath,A.S.,Kannadasan,R.,Prabakaran,N.,Krishnamoorthy,A.,Naresh,K. &Sivashanmugam, G. (2016).Ambience monitoringsystemforHatcheryUnits. *Australian Journal of Basic and Applied Sciences*, 10(2), 181-185.
- [2] Divit Gupta, AnushreeSrivastava "Investigating the Use of Artificial Intelligence in Talent Acquisition Proecedures" *IJARCCE International Journal of Advanced Research in Computer and Communication Engineering*, vol. 12, no.11, pp. 77-87, 2023/ Crossref<https://doi.org/10.17148/IJARCCE.2023.121111>
- [3] Cheah,L.,Evans,C.,Bandivadekar, A.,&Heywood,J.(2008).Factoroftwo: Halvingthefuel consumptionofnewUSautomobilesby2035.In *Reducingclimateimpacts in the transportation sector* (pp. 49-71). Springer, Dordrecht.
- [4] George, J.G.; Marín-Esponda, T.T. & Kumar-Dandpat, P. (2019). Analyzing the impact of excess inventory of California Glam to control the inventories of distributors by integrating product and distributor segmentation concept in the supply chain. Trabajo de obtención de grado, Especialidad en Gestión de la Cadena de Suministro. Tlaquepaque, Jalisco: ITESO.
- [5] Divakar,V.(2014).Fuelgauge sensingtechnologiesforautomotiveapplications. *InternationalJournalofAdvancedResearchinComputerEngineering&Technology(IJARCET)*, 3(1), 40-42.
- [6] Ganesh, A. ., &Crnkovich, M., (2023). Artificial Intelligence in Healthcare: A Way towards Innovating Healthcare Devices. *Journal of Coastal Life Medicine*, 11(1), 1008-1023. Retrieved from <https://jclmm.com/index.php/journal/article/view/467> | Google Scholar
- [7] Dioha,M.O.,&Kumar,A.(2020).SustainableenergypathwaysforlandtransportinNigeria. *UtilitiesPolicy*, 64,101034.
- [8] KushalWalia, 2024. "Scalable AI Models through Cloud Infrastructure" *ESP International Journal of Advancements in Computational Technology (ESP-IJACT)* Volume 2, Issue 2: 1-7.
- [9] Ehiagwina,F.,Afolabi,L.,Kehinde,O.,Olaoye, A.,&Jibola,A.J.(2017).Overviewofliquidleveldetectiontechnologieswithperformancecharacteristicsassessmentand energy cost saving for household water pumps. *World Wide Journalof Multidisciplinary Research and Development*, 3(9):287-294.
- [10] "Digital Signal Processing for Noise Suppression in Voice Signals", *IJCSPUB - INTERNATIONAL JOURNAL OF CURRENT SCIENCE* ([www.IJCSPUB.org](http://www.IJCSPUB.org)), ISSN:2250-1770, Vol.14, Issue 2, page no.72-80, April-2024, Available :<https://rjpn.org/IJCSPUB/papers/IJCSP24B1010.pdf>
- [11] Falohun,A.S.,Amoo,S.O.,Rasheed,O.S.,&Omitoyinbo,J.T.(2016).DesignofaParliamentaryElectronicVotingResponseSystem. *IOSRJournalofComputerEngineering(IOSR-JCE)*, 18(2),52-59.
- [12] Sridhar Selvaraj, 2024. "SAP Supply Chain with Industry 4.0" *ESP International Journal of Advancements in Computational Technology (ESP-IJACT)* Volume 2, Issue 1: 44-48. | Google Scholar
- [13] Gijre,M.M.,Mane,A.,Gadade,R.,&Gandhi,S.(2017).Smartfuellevelindicationsystem. *GlobalRes.Develop.J.Eng*, 2(6),205-209.
- [14] Bhattacharya, S. (2024). Decentralized Identity Verification via Smart Contract Validation: Enhancing PKI Systems for Future Digital Trust. *International Journal of Global Innovations and Solutions (IJGIS)*. <https://doi.org/10.21428/e90189c8.93f690d2>
- [15] Jade,N.,Shrimali,P.,Patel,A.,&Gupta,S.(2014).Modifiedtypeintelligentdigitalfuelindicatorsystem. *IOSRJournalofMechanic alandCivilEngineering(IOSR-JMCE)*, 20-23.
- [16] Venkata Sathya Kumar Koppiseti, "Automation of Triangulation, Inter-Company, or Intra-Company Procurement in SAP SCM," *International Journal of Computer Trends and Technology*, vol. 71, no. 9, pp. 7-14, 2023. Crossref, <https://doi.org/10.14445/22312803/IJCTT-V71I9P102>
- [17] Jibia,A.U.,&Abdullahi,A.(2016).Amicrocontroller-



- basedfuellevelindicator. *ATBUJournalofScience,TechnologyandEducation*, 3(3), 69-75.
- [18] Sumanth Tatineni, Anirudh Mustyala, 2024. "Leveraging AI for Predictive Upkeep: Optimizing Operational Efficiency" *ESP International Journal of Advancements in Computational Technology (ESP-IJACT)* Volume 2, Issue 1: 66-79.
- [19] Khan,S.R.,Banerjee,A.,Bhat,M.S.,&Banerjee,A. (2014).AdvancedGSMBasedHarvestingand IrrigationSystem. In *conferenceproceedingofElsevierICC 2014-Digital Signal and Image Processing* (pp. 1-7).
- [20] Arnab Dey, "Innovative Approach to Mitigate Man-in-the-Middle Attacks i Secure Communication Channels", *International Journal of Science and Research (IJSR)*, Volume 11 Issue 8, August 2022, pp. 1497-1500. <https://www.ijsr.net/getabstract.php?paperid=SR24320191712>
- [21] Ma,J.,Hu,J.,Leslie,E.,Zhou,F.,Huang,P.,&Bared,J.(2019).Aneco-driveexperimentonrollingterrainsforfuelconsumption optimization withconnectedautomated vehicles. *Transportation Research Part C: Emerging Technologies*, 100, 125-141.
- [22] Dhamotharan Seenivasan, "ETL (Extract, Transform, Load) Best Practices," *International Journal of Computer Trends and Technology*, vol. 71, no. 1, pp. 40-44, 2023. Crossref, <https://doi.org/10.14445/22312803/IJCTT-V7111P106>
- [23] Mule,A.,Patil,U.,More,A.,&Kale,S.R.(2016).StudyofDigitalFuel meterandFueltheftDetection. In*InternationalConferenceofemergingtrendsinengineering and management research* (pp. 1531-1538).
- [24] Obikoya,G.D.(2014).Design,construction,andimplementationofaremotefuel-levelmonitoring system. *EURASIPJournalonWirelessCommunicationsandNetworking*, 2014(1), 1-10.
- [25] Ojolo,S.J.,Oke,S.A.,Dinrifo,R.R.,&Eboda,F.Y.(2007).AsurveyontheeffectsofvehicleemissionsonhumanhealthinNigeria. *Journal ofRuralandTropical p u b l i c health*, 6(16), 16-23.
- [26] Shreyas kumar Patel "Enhancing Image Quality in Wireless Transmission through Compression and De-noising Filters" Published in *International Journal of Trend in Scientific Research and Development (ijtsrd)*, ISSN: 2456-6470, Volume-5 | Issue-3, April 2021, pp.1318-1323, URL: <https://www.ijtsrd.com/papers/ijtsrd41130.pdf>
- [27] Qadeer,S.A.,Khan,M.Y.,Shylashree,N.,&Nath,V.(2019).Highresolutionfuelindicatingandtrackingsystem. *Microsystem Technologies*, 25(6), 2267-2271.
- [28] Chanthati, S. R. (2024). Artificial Intelligence-Based Cloud Planning and Migration to Cut the Cost of Cloud. Sasibhushan Rao Chanthati. *American Journal of Smart Technology and Solutions*, 3(2), 13-24. <https://doi.org/10.54536/ajsts.v3i2.3210>
- [29] Sharma, N.,Kumar,P.P.,Dhyani,R.,Ravisekhar,C.,&Ravinder,K.(2019). Idlingfuelconsumptionandemissionsofair pollutantsat selectedsignalizedintersections in Delhi. *Journal of Cleaner Production*, 212, 8-21.
- [30] Soile,I.,&Mu,X.(2015).Whobenefitmostfromfuelsubsidies?Evidencefrom Nigeria. *EnergyPolicy*, 87, 314-324.
- [31] Chanthati, Sasibhushan Rao. (2021). How the Power of Machine – Machine Learning, Data Science and NLP Can Be Used to Prevent Spoofing and Reduce Financial Risks. 10.13140/RG.2.2.18761.76640.
- [32] Terzic,E.,Terzic,J.,Nagarajah,R.,&Alamgir,M.(2012). *ANeuralNetworkApproachtoFluidQuantityMeasurementinDynamicEnvironments*.SpringerScience&BusinessMedia.
- [33] Divit Gupta, Naresh Kumar Miryala and AnushreeSrivastava, Leveraging Artificial Intelligence for Countering Financial Crimes, *International Journal of Artificial Intelligence & Machine Learning (IJAIML)*, 2(1), 2023, pp. 103-120
- [34] Jabin Geevarghese George (2024). Empowering Fintech Innovation: A Strategic Guide to Generative AI Integration and Hybrid Cloud Adoption, *International Research Journal of Modernization in Engineering Technology and Science*, Volume 6, Issue 4: 32-40.
- [35] Jinal Mistry, Ashween Ganesh. (2023, July). An Analysis of IoT-Based Solutions for Congenital Heart Disease Monitoring and Prevention. *Journal of Xidian University*, 17(7), 325–334. | Google Scholar
- [36] Kushal Walia, "Exploring the Challenges of Serverless Computing in Training Large Language Models," *International Journal of Computer Trends and Technology*, vol. 72, no. 4, pp. 71-76, 2024. Crossref, <https://doi.org/10.14445/22312803/IJCTT-V72I4P109>
- [37] Muthukumaran Vaithianathan, "Real-Time Object Detection and Recognition in FPGA-Based Autonomous Driving Systems," *International Journal of Computer Trends and Technology*, vol. 72, no. 4, pp. 145-152, 2024. Crossref, <https://doi.org/10.14445/22312803/IJCTT-V72I4P119>
- [38] Sridhar Selvaraj, 2024. "Futuristic SAP Fiori Dominance" *ESP International Journal of Advancements in Computational Technology (ESP-IJACT)* Volume 2, Issue 1: 32-37. | Google Scholar
- [39] "Redefining Security Boundaries: The Emergence of GIF-Based CAPTCHAs in Countering AI-Driven Threats", *International Journal of Emerging Technologies and Innovative Research (www.jetir.org)*, ISSN:2349-5162, Vol.10, Issue 12, page no.d887-d890, December-2023, Available: <http://www.jetir.org/papers/JETIR2312397.pdf>
- [40] Venkata Sathya Kumar Koppiseti, 2024. "Meta Learning: Harnessing AI to Optimize Machine Learning Models" *ESP International Journal of Advancements in Science & Technology (ESP-IJAST)* Volume 2, Issue 2: 27-36. [Link]
- [41] Sumanth Tatineni, Anirudh Mustyala, 2024. "Enhancing Financial Security: Data Science's Role in Risk Management and Fraud Detection" *ESP International Journal of Advancements in Computational Technology (ESP-IJACT)* Volume 2, Issue 2: 94-105.
- [42] Arnab Dey, "Accelerating Revenue Generation through Rapid Product Development Strategies", *International Journal of Science and Research (IJSR)*, Volume 7 Issue 7, July 2018, pp. 1548-1552, <https://www.ijsr.net/getabstract.php?paperid=SR24320192022>

- [43] Dhamotharan Seenivasan, "Exploring Popular ETL Testing Techniques," *International Journal of Computer Trends and Technology*, vol. 71, no. 2, pp. 32-39, 2023. Crossref, <https://doi.org/10.14445/22312803/IJCTT-V71I2P106>
- [44] Shreyaskumar Patel "Performance Analysis of Acoustic Echo Cancellation using Adaptive Filter Algorithms with Rician Fading Channel" Published in *International Journal of Trend in Scientific Research and Development (ijtsrd)*, ISSN: 2456-6470, Volume-6 | Issue-2, February 2022, pp.1541-1547, URL: <https://www.ijtsrd.com/papers/ijtsrd49144.pdf>
- [45] Naga Ramesh Palakurti, Bridging the Gap: Frameworks and Methods for Collaborative Business Rules Management Solutions , *International Scientific Journal for Research*: Vol. 6 No. 6 (2024): ISJR
- [46] Pratiksha Agarwal, Arun Gupta, "Harnessing the Power of Enterprise Resource Planning (ERP) and Customer Relationship Management (CRM) Systems for Sustainable Business Practices," *International Journal of Computer Trends and Technology*, vol. 72, no. 4, pp. 102-110, 2024. Crossref, <https://doi.org/10.14445/22312803/IJCTT-V72I4P113>
- [47] Shreyaskumar Patel "Performance Analysis of Acoustic Echo Cancellation using Adaptive Filter Algorithms with Rician Fading Channel" Published in *International Journal of Trend in Scientific Research and Development (ijtsrd)*, ISSN: 2456-6470, Volume-6 | Issue-2, February 2022, pp.1541-1547, URL: <https://www.ijtsrd.com/papers/ijtsrd49144.pdf>
- [48] Borra, Praveen; An overview of cloud data warehouses: Amazon Redshift(AWS), Azure Synapse(Azure),and Google BigQuery (GCP) *International Journal of Advanced Research in Computer Science* 15 3, 23-27, 2024, IJARCS
- [49] Kalla, Dinesh and Smith, Nathan and Samaah, Fnu, Satellite Image Processing Using Azure Databricks and Residual Neural Network (November 24, 2023). *International Journal of Advanced Trends in Computer Applications*, Volume 9, Number 2, November - 2023, pp. 48-55, Available at SSRN: <https://ssrn.com/abstract=4650627>
- [50] Palakurti, N. R. (2023). The Future of Finance: Opportunities and Challenges in Financial Network Analytics for Systemic Risk Management and Investment Analysis. *International Journal of Interdisciplinary Finance Insights*, 2(2), 1-20.
- [51] S. E. V. S. Pillai and K. Polimetla, "Enhancing Network Privacy through Secure Multi-Party Computation in Cloud Environments," 2024 *International Conference on Integrated Circuits and Communication Systems (ICICACS)*, Raichur, India, 2024, pp. 1-6, doi: 10.1109/ICICACS60521.2024.10498662.
- [52] D. D. Rao, "Multimedia Based Intelligent Content Networking for Future Internet," 2009 *Third UKSim European Symposium on Computer Modeling and Simulation*, Athens, Greece, 2009, pp. 55-59, doi: 10.1109/EMS.2009.108.
- [53] Vijay Panwar, "AI-Powered Data Cleansing: Innovative Approaches for Ensuring Database Integrity and Accuracy," *International Journal of Computer Trends and Technology*, vol. 72, no. 4, pp. 116-122, 2024. Crossref, <https://doi.org/10.14445/22312803/IJCTT-V72I4P115>
- [54] Dixit, A., Sabnis, A., Balgude, D., Kale, S., Gada, A., Kudu, B., Mehta, K., Kasar, S., Handa, D., Mehta, R. and Kshirsagar, S., 2023. Synthesis and characterization of citric acid and itaconic acid-based two-pack polyurethane antimicrobial coatings. *Polymer Bulletin*, 80(2), pp.2187-2216.
- [55] AmitMangal, 2023. *An Analytical Review of Contemporary AI-Driven Hiring Strategies in Professional Services*, *ESP Journal of Engineering & Technology Advancements* 3(3): 52-63. [Link]
- [56] Chanthathi, SasibhushanRao. (2021). Second Version on A Centralized Approach to Reducing Burnouts in the IT industry Using Work Pattern Monitoring Using Artificial Intelligence using MongoDB Atlas and Python. 10.13140/RG.2.2.12232.74249.
- [57] VenkataSathya Kumar Koppiseti, 2024. "Robotic Process Automation: Streamlining Operations in the Digital Era" *ESP International Journal of Advancements in Computational Technology (ESP-IJACT)* Volume 2, Issue 2: 74-81. [Link]
- [58] Charankar, N. . (2024). Microservices and API Deployment Optimization using AI. *International Journal on Recent and Innovation Trends in Computing and Communication*, 11(11), 1090-1095. <https://doi.org/10.17762/ijritcc.v11i11.10618>
- [59] Nomula, V. K., Steffi, R., &Shynu, T. (2023). Examining the Far-Reaching Consequences of Advancing Trends in Electrical, Electronics, and Communications Technologies in Diverse Sectors. *FMDB Transactions on Sustainable Energy Sequence*, 1(1), 27-37.
- [60] Yadav, A. B. (2023). GEN AI-DRIVEN ELECTRONICS: INNOVATIONS, CHALLENGES AND FUTURE PROSPECTS. *International Congress on Models and Methods in Modern Investigations*, 113-121. Retrieved from <https://conferenceseries.info/index.php/congress/article/view/1609>
- [61] V. Kakani, B. Kesani, N. Thotakura, J. D. Bodapati and L. K. Yenduri, "Decoding Animal Emotions: Predicting Reactions with Deep Learning for Enhanced Understanding," 2024 *IEEE 9th International Conference for Convergence in Technology (I2CT)*, Pune, India, 2024, pp. 1-6, doi: 10.1109/I2CT61223.2024.10543616.
- [62] A. B. Yadav and P. S. Shukla, "Augmentation to water supply scheme using PLC & SCADA," 2011 *Nirma University International Conference on Engineering*, Ahmedabad, India, 2011, pp. 1-5, doi: 10.1109/NUiConE.2011.6153314.
- [63] Naga Ramesh Palakurti, 2023. *AI-Driven Personal Health Monitoring Devices: Trends and Future Directions*, *ESP Journal of Engineering & Technology Advancements* 3(3): 41-51.[PDF].
- [64] Katragadda, V. . (2024). Leveraging Intent Detection and Generative AI for Enhanced Customer Support. *Journal of Artificial Intelligence General Science (JAIGS)* ISSN:3006-4023, 5(1), 109-114. <https://doi.org/10.60087/jaigs.v5i1.178>.

- [65] Avani Dave, Nilanjan Banerjee, and Chintan Patel. 2020. SRACARE: Secure Remote Attestation with Code Authentication and Resilience Engine. In 2020 IEEE International Conference on Embedded Software and Systems (ICESS). IEEE, Shanghai, China, 1-8. <https://doi.org/10.1109/ICESS49830.2020.9301516>.
- [66] Chanthathi, S. R. (2024). Artificial Intelligence-Based Cloud Planning and Migration to Cut the Cost of Cloud Sasibhushan Rao Chanthathi. American Journal of Smart Technology and Solutions, 3(2), 13-24. <https://doi.org/10.54536/ajsts.v3i2.3210>.
- [67] Artificial Intelligence-Based Cloud Planning and Migration to Cut the Cost of Cloud SR Chanthathi - Authorea Preprints, 2024 <http://dx.doi.org/10.22541/au.172115306.64736660/v1> Sasi-Rao: SR Chanthathi will pick up the Google scholar and Chanthathi, S. R. (2024).
- [68] Bhattacharya, S., & Kewalramani, C. (2024). Securing Virtual Reality: A Multimodal Biometric Authentication Framework for VRaaS. International Journal of Global Innovations and Solutions (IJGIS). <https://doi.org/10.21428/e90189c8.25802e82>
- [69] Bhattacharya, S., Najana, M., Deshmukh, G., & Dhaliwal, A. S. (2024). Virtual AI Agents in Registration Systems: Enhancing Security and Usability Across Industries. International Journal of Global Innovations and Solutions (IJGIS). <https://doi.org/10.21428/e90189c8.9a033ba9>
- [70] Chanthathi, S. R. (2024). Website Visitor Analysis & Branding Quality Measurement Using Artificial Intelligence. Sasibhushan Rao Chanthathi. <https://journals.e-palli.com/home/index.php/ajet>. <https://doi.org/10.54536/ajet.v3i3.3212>
- [71] Kumar Shukla, Shashikant Tank, 2024. "CYBERSECURITY MEASURES FOR SAFEGUARDING INFRASTRUCTURE FROM RANSOMWARE AND EMERGING THREATS", International Journal of Emerging Technologies and Innovative Research (www.jetir.org), ISSN: 2349-5162, Vol.11, Issue 5, page no.i229-i235, May-2024, Available: <http://www.jetir.org/papers/JETIR2405830.pdf>
- [72] Jacopo Pianigiani, Manish Krishnan, Anantharamu Suryanarayana, Vivekananda Shenoy, 2020. Cloud Network Having Multiple Protocols Using Virtualization Overlays across Physical and Virtualized Workloads, US10880210B2. [Link]
- [73] Shashikant Tank, Kumar Shukla, 2024."A COMPARATIVE ANALYSIS OF NVMe SSD CLASSIFICATION TECHNIQUES", International Journal of Emerging Technologies and Innovative Research (www.jetir.org), ISSN: 2349-5162, Vol.11, Issue 5, page no.c261-c266, May-2024, Available : <http://www.jetir.org/papers/JETIR2405231.pdf>
- [74] Chandrakanth Lekkala (2023) Deploying and Managing Containerized Data Workloads on Amazon EKS. Journal of Artificial Intelligence & Cloud Computing. SRC/JAICC-342. DOI: doi.org/10.47363/JAICC/2023 (2)324.
- [75] Patel, N. (2024, March). SECURE ACCESS SERVICE EDGE(SASE): "EVALUATING THE IMPACT OF CONVERGED NETWORK SECURITYARCHITECTURES IN CLOUD COMPUTING." Journal of Emerging Technologies and Innovative Research. <https://www.jetir.org/papers/JETIR2403481.pdf>
- [76] Ayyalasomayajula, Madan Mohan Tito, Sathishkumar Chintala, and Sandeep Reddy Narani. "Optimizing Textile Manufacturing With Neural Network Decision Support: An Ornstein-Uhlenbeck Reinforcement Learning Approach." Journal of Namibian Studies: History Politics Culture 35 (2023): 335-358.
- [77] Vishwanath Gojanur , Aparna Bhat, "Wireless Personal Health Monitoring System", IJETCAS:International Journal of Emerging Technologies in Computational and Applied Sciences,eISSN: 2279-0055,pISSN: 2279-0047, 2014. [Link]
- [78] Ayyalasomayajula, Madan Mohan Tito, et al. "Proactive Scaling Strategies for Cost-Efficient Hyperparameter Optimization in Cloud-Based Machine Learning Models: A Comprehensive Review." ESP Journal of Engineering & Technology Advancements (ESP JETA) 1.2 (2021): 42-56.
- [79] Mistry, H., Shukla, K., & Patel, N. (2024). Transforming Incident Responses, Automating Security Measures, and Revolutionizing Defence Strategies throughAI-Powered Cybersecurity. Journal of Emerging Technologies and Innovative Research, 11(3), 25. <https://www.jetir.org/>
- [80] Ayyalasomayajula, M., & Chintala, S. (2020). Fast Parallelizable Cassava Plant Disease Detection using Ensemble Learning with Fine Tuned AmoebaNet and ResNeXt-101. Turkish Journal of Computer and Mathematics Education (TURCOMAT), 11(3), 3013-3023.
- [81] Aparna Bhat, "Comparison of Clustering Algorithms and Clustering Protocols in Heterogeneous Wireless Sensor Networks: A Survey," 2014 INTERNATIONAL JOURNAL OF SCIENTIFIC PROGRESS AND RESEARCH (IJSPR)-ISSN : 2349-4689 Volume 04- NO.1, 2014. [Link]
- [82] Ayyalasomayajula, Madan Mohan Tito, et al. "Implementing Convolutional Neural Networks for Automated Disease Diagnosis in Telemedicine." 2024 Third International Conference on Distributed Computing and Electrical Circuits and Electronics (ICDCECE). IEEE, 2024.
- [83] Shashikant Tank Kumar Mahendrabhai Shukla, Nimeshkumar Patel, Veeral Patel, 2024." AI BASED CYBER SECURITY DATA ANALYTIC DEVICE", 414425-001, [Link]
- [84] Ayyalasomayajula, Madan Mohan Tito, Akshay Agarwal, and Shah Nawaz Khan. "Reddit social media text analysis for depression prediction: using logistic regression with enhanced term frequency-inverse document frequency features." International Journal of Electrical and Computer Engineering (IJECE) 14.5 (2024): 5998-6005.
- [85] Aparna Bhat, Rajeshwari Hegde, "Comprehensive Study of Renewable Energy Resources and Present Scenario in India," 2015 IEEE International Conference on Engineering and Technology (ICETECH), Coimbatore, TN, India, 2015. [Link]
- [86] Ayyalasomayajula, Madan Mohan Tito. "Innovative Water Quality Prediction For Efficient Management Using Ensemble Learning." Educational Administration: Theory and Practice 29.4 (2023): 2374-2381.



- [87] Sarangkumar Radadia Kumar Mahendrabhai Shukla ,Nimeshkumar Patel ,Hirenkumar Mistry,Keyur Dodiya 2024." CYBER SECURITY DETECTING AND ALERTING DEVICE", 412409-001, [Link]
- [88] Ayyalasomayajula, Madan Mohan Tito, Srikrishna Ayyalasomayajula, and Sailaja Ayyalasomayajula. "Efficient Dental X-Ray Bone Loss Classification: Ensemble Learning With Fine-Tuned VIT-G/14 And Coatnet-7 For Detecting Localized Vs. Generalized Depleted Alveolar Bone." Educational Administration: Theory and Practice 28.02 (2022).
- [89] Aparna K Bhat, Rajeshwari Hegde, 2014. "Comprehensive Analysis Of Acoustic Echo Cancellation Algorithms On DSP Processor", International Journal of Advance Computational Engineering and Networking (IJACEN), volume 2, Issue 9, pp.6-11. [Link]
- [90] Ayyalasomayajula, M. M. T., Chintala, S., & Sailaja, A. (2019). A Cost-Effective Analysis of Machine Learning Workloads in Public Clouds: Is AutoML Always Worth Using? International Journal of Computer Science Trends and Technology (IJCTST), 7(5), 107-115.
- [91] Nimeshkumar Patel, 2022." QUANTUM CRYPTOGRAPHY IN HEALTHCARE INFORMATION SYSTEMS: ENHANCING SECURITY IN MEDICAL DATA STORAGE AND COMMUNICATION", Journal of Emerging Technologies and Innovative Research, volume 9, issue 8, pp.193-g202. [Link]
- [92] Bhat, A., & Gojanur, V. (2015). Evolution Of 4g: A Study. International Journal of Innovative Research in ComputerScience & Engineering (IJIRCSE). Booth, K. (2020, December 4). How 5G is breaking new ground in the construction industry. BDC Magazine.<https://bdcmagazine.com/2020/12/how-5g-is-breaking-new-ground-in-the-constructionindustry/>. [Link]
- [93] Nimeshkumar Patel, 2021." SUSTAINABLE SMART CITIES: LEVERAGING IOT AND DATA ANALYTICS FOR ENERGY EFFICIENCY AND URBAN DEVELOPMENT", Journal of Emerging Technologies and Innovative Research, volume 8, Issue 3, pp.313-319. [Link]
- [94] Bhat, A., Gojanur, V., & Hegde, R. (2014). 5G evolution and need: A study. In International conference on electrical, electronics, signals, communication and optimization (EESCO) – 2015.[Link]
- [95] Chintala, S. ., & Ayyalasomayajula, M. M. T. . (2019). OPTIMIZING PREDICTIVE ACCURACY WITH GRADIENT BOOSTED TREES IN FINANCIAL FORECASTING. Turkish Journal of Computer and Mathematics Education (TURCOMAT), 10(3), 1710-1721. <https://doi.org/10.61841/turcomat.v10i3.14707>
- [96] A. Bhat, V. Gojanur, and R. Hegde. 2015. 4G protocol and architecture for BYOD over Cloud Computing. In Communications and Signal Processing (ICCSP), 2015 International Conference on. 0308-0313. Google Scholar. [Link]
- [97] M. Hindka, "Securing the Digital Backbone: An In-depth Insights into API Security Patterns and Practices", Computer Science and Engineering, Vol. 14, No. 2, pp. 35-41, 2024.
- [98] M. Hindka, "Design and Analysis of Cyber Security Capability Maturity Model", International Research Journal of Modernization in Engineering Technology and Science, Vol. 6, No. 3, pp. 1706-1710, 2024.
- [99] Hindka, M. (2024, June). Optimization Accuracy of Secured Cloud Systems Using Deep Learning Model. In 2023 4th International Conference on Intelligent Technologies (CONIT) (pp. 1-5). IEEE.
- [100] Ankitkumar Tejani, Harsh Gajjar, Vinay Toshniwal, Rashi Kandelwal, 2022. "The Impact of Low-GWP Refrigerants on Environmental Sustainability: An Examination of Recent Advances in Refrigeration Systems" ESP Journal of Engineering & Technology Advancements 2(2): 62-77. [Link]
- [101] Ankitkumar Tejani, Jyoti Yadav, Vinay Toshniwal, Harsha Gajjar, 2022. "Natural Refrigerants in the Future of Refrigeration: Strategies for Eco-Friendly Cooling Transitions", ESP Journal of Engineering & Technology Advancements, 2(1): 80-91. [Link]
- [102] Mihir Mehta, 2024," A Comparative Study Of AI Code Bots: Efficiency, Features, And Use Cases", International Journal of Science and Research Archive, volume 13, Issue 1, 595-602, [Link]
- [103] Dhameliya, N. (2022). Power Electronics Innovations: Improving Efficiency and Sustainability in Energy Systems. Asia Pacific Journal of Energy and Environment, 9(2), 71-80. [Link]
- [104] Vikramraj Kumar Thiyagarajan, 2024. "Financial Transformation: Redefining Consolidation Processes with Oracle FCCS", International Journal of Innovative Research of science, Engineering and technology (IJIRSET), Volume 13, Issue 9, [Link]
- [105] Kanubaddhi , R. . (2024). Machine Learning Using Cassandra as a Data Source: The Importance of Cassandra's Frozen Collections in Training and Retraining Models . Journal of Artificial Intelligence General Science (JAIGS) ISSN:3006-4023, 1(1), 219-228. <https://doi.org/10.60087/jaigs.v1i1.228>
- [106] Radhika Kanubaddhi, Saidaiyah Yechuri, Venkata Ramana Kandula, 2024."Survey on using Natural Language Processing (NLP) on Electronic Health Records",INTERNATIONAL JOURNAL OF ENGINEERING, SCIENCE and - volume 13,issue 5, May 2024, PP 19-23. [Link]
- [107] Suman, Chintala (2024) *Evolving BI Architectures: Integrating Big Data for Smarter Decision-Making*. American Journal of Engineering, Mechanics and Architecture, 2 (8). pp. 72-79. ISSN 2993-2637
- [108] Chintala, Suman & Thiyagarajan, Vikramraj Kumar. (2023). Harnessing AI for Transformative Business Intelligence Strategies. 1. 81-96. 10.56472/25838628/IJACT-V1I3P109.
- [109] Suman Chintala, "Boost Call Center Operations: Google's Speech-to-Text AI Integration," *International Journal of Computer Trends and Technology*, vol. 72, no. 7, pp.83-86, 2024. Crossref, <https://doi.org/10.14445/22312803/IJCTT-V72I7P110>

- [110] Chintala, Suman. (2024). Smart BI Systems: The Role of AI in Modern Business. ESP Journal of Engineering & Technology Advancements. 10.56472/25832646/JETA-V4I3P05.
- [111] Gokul Ramadoss, 2023. "Cloud Migration Strategies for EDI Transactions in Healthcare Payor Ecosystems", N. American. J. of Engg. Research, vol. 4, no. 3, Aug. 2023, Accessed: Oct. 18, 2024. [Online]. Available: <https://najer.org/najer/article/view/42>
- [112] Gokul Ramadoss, 2023. "Adoption of Care Management Applications in Healthcare", Journal of Health Statistics Reports, Volume 2, Issue 3, PP 1-5, [Link]
- [113] Ali, A., & Sunil Kumar Suvvari (2023). Effect of motivation on academic performance of engineering students: A study in Telangana, India. *International Journal of Engineering Research and Management Studies (IJERMS)*, 6(12), 1-5. <https://www.ijerms.com/DOC/Issues%20pdf/2023/December-2023/1.pdf>
- [114] Sunil Kumar Suvvari , & DR. VIMAL DEEP SAXENA. (2023). Effective Risk Management Strategies for Large-Scale Projects. *Innovative Research Thoughts*, 9(1), 406-420. <https://doi.org/10.36676/irt.v9.i1.1477>
- [115] Narani, Sandeep Reddy& Sunil Kumar Suvvari (n.d.). Cybersecurity and cloud computing: The challenges and solutions for securing data and applications in cloud environments. *Independent Researcher, Texas, USA*.